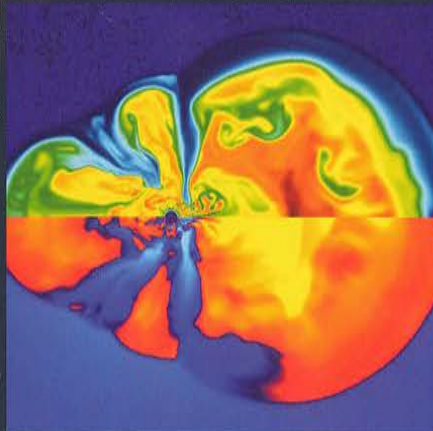

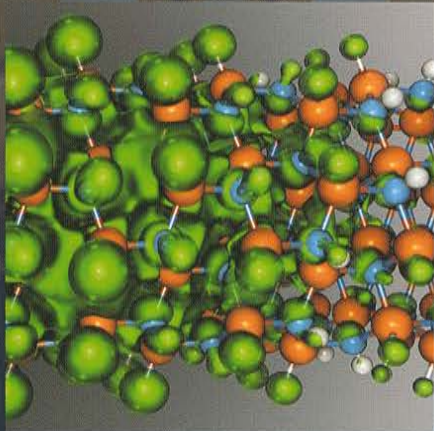




2014 Annual Report
**National Energy Research
Scientific Computing Center**

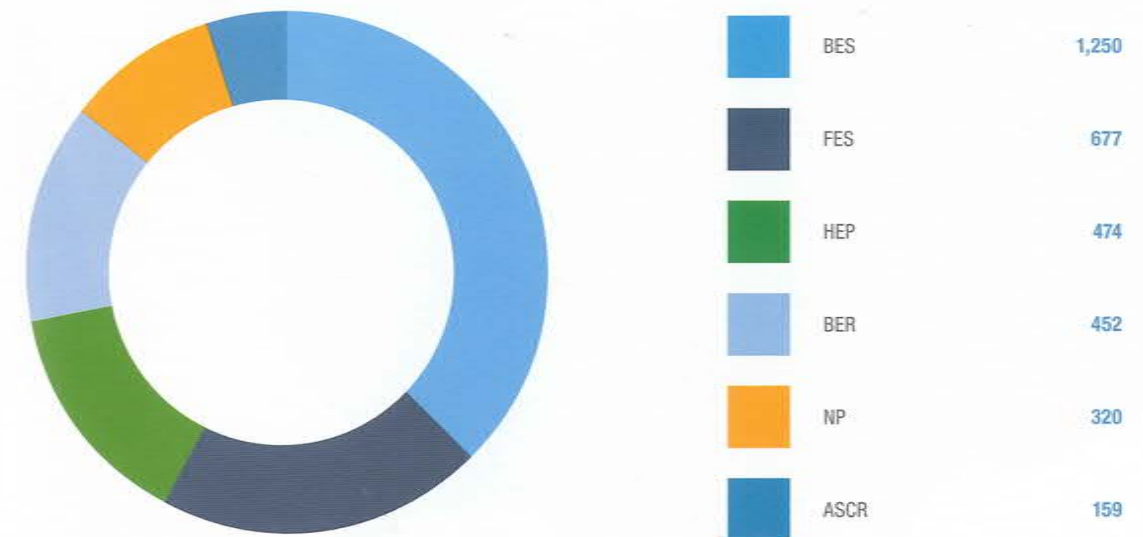


Impact 2014

In 2014 NERSC supported about 6,000 scientific users from universities, national laboratories and industry, working on 849 projects with allocations of NERSC resources. Our users come from across the United States and around the globe, with 48 states and 46 countries represented.

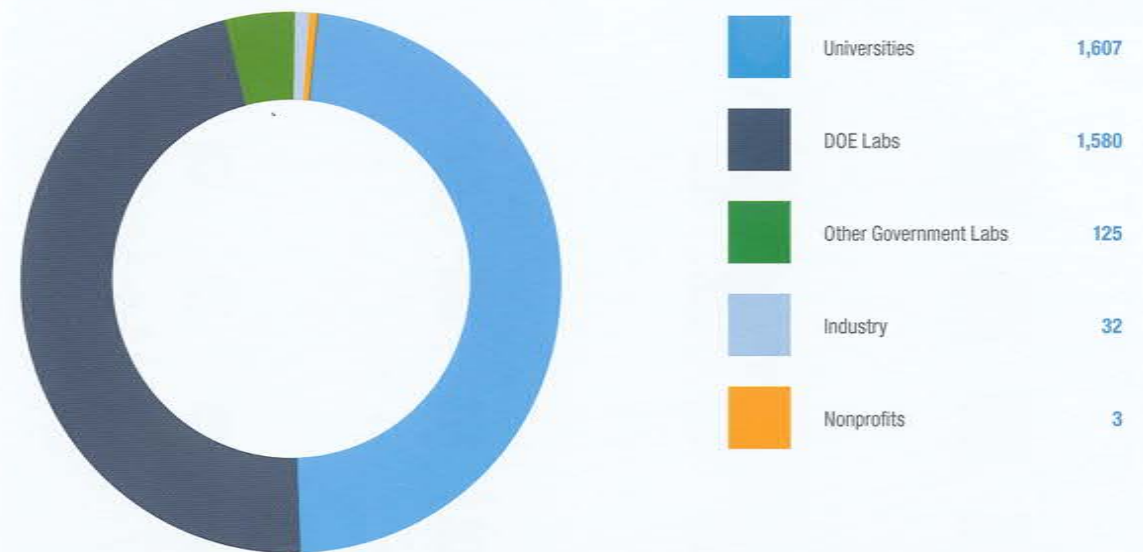
2014 NERSC Usage by DOE Program Office

(MPP Hours in Millions)



2014 NERSC Usage by Institution Type

(MPP Hours in Millions)

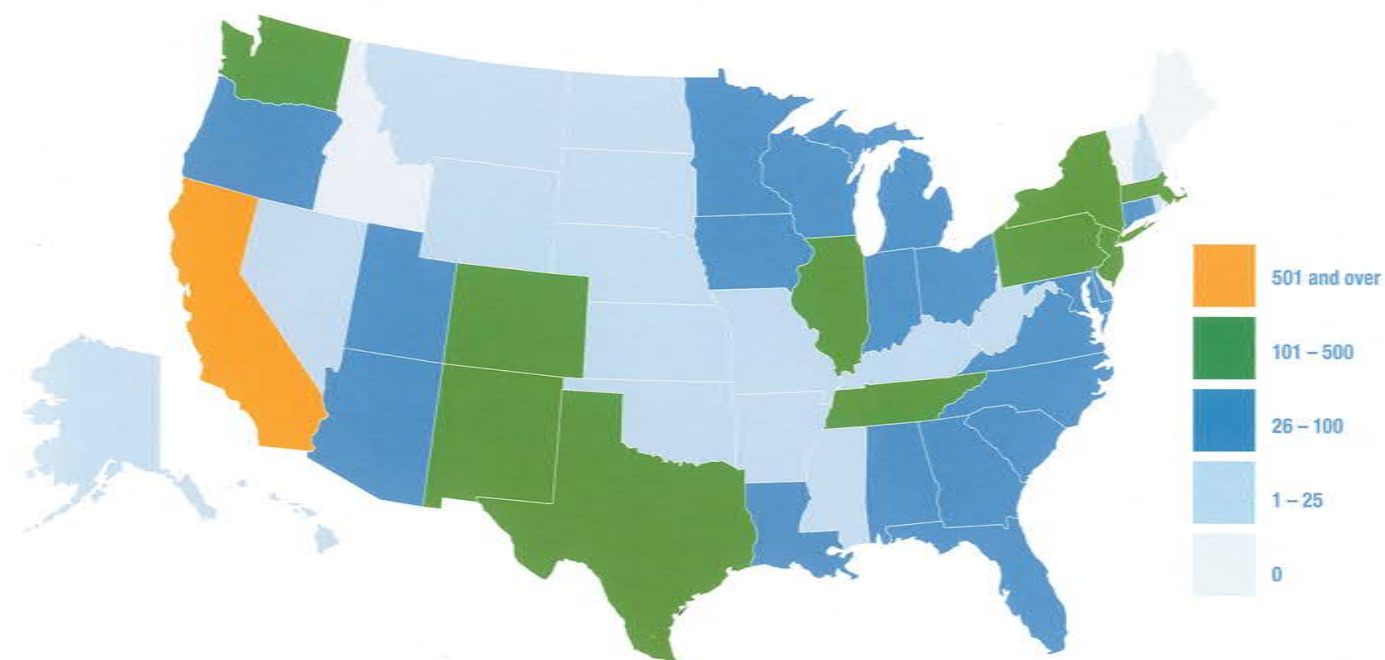


2014 DOE & Other Lab Usage at NERSC

(MPP Hours in Millions)



2014 NERSC Users by State



California	1,885	New Jersey	110	Iowa	54	Arizona	20	Mississippi	6
Illinois	320	Maryland	90	Ohio	37	South Dakota	16	Rhode Island	6
Tennessee	220	Connecticut	71	District of Columbia	36	Kentucky	14	Hawaii	4
New York	207	Michigan	67	Minnesota	35	Kansas	13	Wyoming	4
Washington	187	North Carolina	62	Utah	34	Missouri	12	Nevada	3
Massachusetts	155	Florida	61	South Carolina	27	Oklahoma	11	Alaska	2
Texas	141	Indiana	61	Oregon	26	New Hampshire	10	Nebraska	2
Colorado	139	Georgia	59	Louisiana	25	West Virginia	10	Montana	1
Pennsylvania	132	Virginia	57	Alabama	23	North Dakota	9	Idaho	0
New Mexico	117	Wisconsin	57	Delaware	22	Arkansas	7	Maine	0

2014 Academic Usage at NERSC

(MPP Hours in Millions)

